

Eye Kandy

Eye Kandy

Eye Kandy represents the very latest breakthrough in brilliant make-up and body shimmer. The glitter can be applied to eyes, lips, and lotions as a body shimmer. It may also be mixed with nail polish for a matching look! Eye Kandy glitter can be worn bolder by applying it all over the eye for a stronger and noticeable look or as just a liner for a subtle daytime office business look.

The secret is the Liquid Sugar (stay put glitter adhesive), it is water-based and once the glitter is applied, it will stay on all day. No flaking and a little goes a long way! Eye Kandy does not sweat off and it doesn't hurt if the Liquid Sugar gets in your eyes.

Contains no metals or glass. It is made of polyester plastic, and is safe for sensitive skin, as well as contact lenses. Eye Kandy glitters and adhesive are hypoallergenic and is not tested on animals, as well as being non-toxic.



EYKBBKIT Kandy Bag Kit without Colour

Includes cute little carry bag, brush, and 1 oz. liquid adhesive.

KBK

- Kandy Bag with 1 Colour
- Kandy Bag with 3 Colours
- Kandy Bag with 5 Colours
- Kandy Bag with 10 Colours
- Kandy Bag with 1 Colours



EKESUG- Liquid Sugar

1 oz

Liquid Sugar is a water based sealer that bonds glitter and minerals to your eyelids, lips or any other skin surface. This product is safe for sensitive skin and contact lenses.

EKLS4-Liquid Sugar Salon

4 oz Refill

EKLC Empty Liquid Sugar Cups



EYEBR-Small Kit Replacement Brush



Permanent Eye Kandy Brushes

EYEK2 Size 2 Detail Brush, extreme fine lines

EYEK4 Size 4 Medium Brush, any size lines

EYEK6 Size 6 Large Brush, medium fine lines/shadows



EYEKSB Kandy Stick Retractable Black

For the ultimate result with Eye Kandy Sprinkles glitter, we don't recommend an eyeliner as a base, we insist on it!

- Applying a solid black eyeliner as a base accomplishes three major results: Flesh does not show through. You get better coverage. You use less glitter. Result: A dazzling glitter effect that beautifully enhances existing makeup, or looks incredible worn alone.
- A white base is an excellent high lighter under brighter color choices and results in amazing eye popping color.
- Using black or white, you are left with the ultimate glamour look which is the reason you are choosing the highest quality glitter cosmetic available on the market today!



EYEKSW Kandy Stick White

Offers the newest formula of high quality ingredients to provide a smooth application. This pencil may be blended for a natural outline or emphasized with a heavier application for a dramatic effect. Worn as a base under the brighter Sprinkles color selections, you will obtain an incredible, sparkling and unique eye popping Eye Kandy result!



EYEKM Eye Kandy Mascara

Eye Kandy Mascara is water resistant and formulated to provide a gentle non-flaking effect. Lashes are thickened and lengthened without clumping or smudging while remaining soft and conditioned. Intense pigment provides excellent lash coverage. This gentle formula is highly suitable for wearers with sensitive eyes and for those who use contact lenses.



Eye Kandy Sprinkles

Eye Kandy Sprinkles are a high-end, pure cosmetic glitter that is completely safe for the eyes and is available in forty-eight brilliant colors. Because you apply the glitter and the base together, you can manipulate your application to a fine line for a more subtle look or a thicker, bolder line for a more dramatic or “night” look. Finally, a product that does exactly what it says it will! Say good-bye forever to pat-on, gels, flaky and messy eye glitters! Eye Kandy is the perfect no flaking, no mess, everyday cosmetic that you’ve been searching for. Eye Kandy is here to meet all of your cosmetic glitter needs, so have fun with the product and don’t be afraid to experiment and play with the colors.

Superfine (SF) - The first, and by far our most popular due to the ease of applying, is our SF. The grain size of this glitter is our smallest, ranging in size from a .004 x .004 to a .006 x .006. This size of glitter does not offer as much sparkle, so tends to be less dramatic, but is still brilliant and stunning to wear. It is a great cut for a day or ‘office’ look and works beautifully as an all over eye shadow and lip shimmer.

Fine (F) - Our second cut is F. This is our largest grain at .008 x .008. This size glitter picks up the most light, and, therefore, is definitely the most flashy and exciting to wear! This size tends to be more popular with the performing crowd. It shines and sparkles and offers all the ‘bling’ you need! This is a great cut for a bright, bold and fun look.

Sugars (S) - The Sugars are also a .008 x .008 grain size. However, the sugars are not solid colors. This type of glitter is a translucent, iridescent plastic grain which offers a hint of color. The Sugars are very difficult to use as liners and are actually intended to transform the eyelid or desired area of skin into a glitter. The Sugars are also incredible for stage performers, but look beautiful and are fun to wear as an everyday eye shadow.



1. Jawbreaker
(shiny silver) SF



2. Confetti
(matte silver) SF



3. Black Bart
(true black) SF



4. Licorice Stick
(dark gray) SF



5. Ballistic Berry
(blue black) SF



6. Berry Blast
(navy blue) SF



7. Razzle Berry
(dark slate blue) SF



8. Hard Candy
(blue turquoise) SF



9. Caramel Apple
(Mixture of bronze,
copper, gold, and greens,
with a larger grain for
more flash) F



10. Citrus Twist
(lemon/lime mix) SF



11. Watermelon
(dark green) S



12. Pixie Stick F
(shiny green/gold mix) F



13. Pixie Stick
Super Fine
(matte green/gold mix)
SF



14. Sour Apple
(bright green/gold) SF



15. Spearmint
(green/blue) SF



16. Chicklets
(sea foam green
turquoise) SF



17. Yellin' Mellon
(matte gold) SF



18. Candy Coin (shiny
gold) SF



19. Honey Drop
(honey gold) SF



20. Butterscotch
(brown/gold) SF



21. Toffee
(dark brown/gold) SF



22. Sugar Cane
(shiny gold brown) F



23. Chocolate Chip
(dark brown) SF



24. Ginger Snap
(copper) SF



25. Double Bubble
(mauve/rose pink) SF



26. Taffy
(peachy copper/pink) F



27. Taffy Super Fine
(matte copper) SF



28. Candy Cane
(dark bluish red with a
hint of fuchsia) SF



29. Cherry Bomb
(bright red. A real
favorite! Great on lips)
SF



30. Candy Apple
(dark brick red, with a
slight orange undertone)
SF



31. Sn' Cinnamon
(dark cinnamon copper)
SF



32. Candy Corn
(copper gold) SF



33. Double Bubble
(mauve/rose pink, in a
larger grain for more
flash) F



34. Bubble Gum
(rich bubblegum pink, in
a larger grain for more
flash) F



35. Tootie Fruitie
Super Fine
(matte pale warm pink)
SF



36. Tootie Fruitie
(warm pink in a larger
grain for more flash) F



37. Tiny Tart Super
Fine (lavender) SF



38. Tiny Tart
(medium/dark lilac, in
a larger grain for more
flash) F



39. Gumball
(rich purple) SF



40. Sugar Plum
(dark burgundy plum)
SF



41. Marshmallow
(translucent white) S



42. Cotton Candy
(translucent pink) S



43. Lollipop
(translucent dark pink) S



44. Jellybean
(fuchsia and lilac
iridescent with hints of
light green) S



45. Tangerine Twist
(translucent orange) S



46. Peach Fizz
(translucent red/gold) S



47. Gum Drop
(translucent purple) S



48. Icing
(translucent turquoise) S



49. Semi Sweet
(royal blue, green) S



50. Mad Mellon
(light green w/ hints of
gold) S



51. Shock Tart
(bright blue) F



52. Winter Burst
(bright Royal Blue) F



53. Sour Blast
(bright Turquoise
Blue) F



54. Sour Grape
(bright purple) F



55. Twizzle Stick
(bright Green w/ hints of
gold) S



56. Sour Berry
(bright kelly green) F



57. Pumpkin
(bright orange) F




58. Bananarama
(bright yellow) F



59. Raspberry Blast
(red w/ hints of black) F



60. Sweet Tart
(fuchsia pink) F



Retailing Eye Kandy

Every package comes with the following demonstration materials:

- Table Top Display including 1 each of our 60 Glitter Colors
- 4 oz. bottle of Liquid Sugar Adhesive Base
- 2 Demonstration Brushes
- 1 Retractable Black Eye Liner & 1 White Pencil Eye Liner
- 10 Eye Kandy full color tri fold brochures
- Instructional DVD to train yourself and your staff

In addition to the above demonstration materials, each package includes retail product. A Kandy Bag is a poly draw string gift bag that contains a 1 oz bottle of Liquid Sugar, a small liner brush, instructions, and one color. The customer chooses the color. The suggested retail price of this bag is \$29.95.

Open stock Glitter colors are also included in our packages. The Glitter comes in 60 colors and is sold in a 3 gram pod. The suggested retail price on Glitter is \$8.25 each, although most of our retailers follow our "Special." With the purchase of a Kandy Bag, additional colors are \$7.00 each. This "special" encourages a customer to stock up on their colors when they purchase their starter kit (Kandy Bag).

The size and price of the package you choose is based on the amount of retail product you will receive. The larger the package, the more product you will have to retail. See the following pages for a complete description of each package.

Package #1

20 Kandy Bags (1 oz. Liquid Sugar, 1 brush, instructions, no color) 50 Preselected Glitter colors. You will get 5 each of our top 10 sellers; Confetti, Licorice Stick, Ginger Snap, Toffee, Honey Drop, Chocolate Chip, Sugar Cane, Marshmallow, Double Bubble SF, and Pixie Stick SF.

Package #2

40 Kandy Bags (1 oz. Liquid Sugar, 1 brush, instructions, no color) 100 Glitter colors of your choice. Suggestion; select one of each 60 colors and choose remaining 40 colors with our best sellers, see package #1 for list of best sellers.

Package #3

60 Kandy Bags (1 oz. Liquid Sugar, 1 brush, instructions, no color)

150 Glitter colors of your choice. Suggestion; select 2 each of 60 colors and choose remaining 30 colors with our best sellers, see package #1 for list of best sellers.

Package #4

80 Kandy Bags (1 oz. Liquid Sugar, 1 brush, instructions, no color)

300 Glitter Colors of your choice. Suggestion; choose 5 of each 60 colors.

Minerals

Minerals are a superior pure pigment powder with absolutely no fillers.

They provide a beautiful, luminous look when worn alone.

When mixed with Eye Kandy Liquid Sugar, they create an amazing liner that will not budge!

Available in 25 New Colors



Minerals

Eye Kandy is thrilled to introduce our new Mineral Sprinkles! Our Minerals are a superior pure pigment powder with absolutely no fillers. Sprinkles

The Minerals are a pure pigment powder. They provide a beautiful, luminous look when worn alone, or when combined with Sprinkles glitter, they provide a bold pop! As a shadow they offer a gorgeous metallic shimmer and when mixed with Eye Kandy Liquid Sugar, they create an amazing liner that will not budge!



61 Lemon Drop



66 Honeycomb



71 Peppermint



76 Winter Green



81 Sweet Cream



62 Buttercup



67 Creamsicle



72 Pop Rock



77 Milky Way



82 Cupcake



63 Cherry Cream



68 Sugar & Spice



73 Pixie Dust



78 Sorbet



83 Stardust



64 Sweet Dreams



69 Strawberry Swirl




74 Pistachio




79 Sweet Pea




84 Black Licorice




65 Perfect Plum



70 Chocolate



75 Caramel



80 Mint Julep



85 Espresso

Directions

USE: Liquid Sugar is a water based sealer that bonds glitter, metallic's and micas (powder make-up) to your eyelids, lips or any other skin surface. This product is safe for sensitive skin and contact lenses.

APPLY: Gently squeeze a small amount of liquid into lid. Dip your brush into the Liquid Sugar, slide along rim to remove excess liquid, dip your brush into Sprinkles glitter and apply like a liquid eyeliner. When applied, eyelids may feel tight at first, but product loosens up within minutes. When Sprinkles glitter is applied too thick, flaking may occur and the glitter tends to lose its shine.

DRY TIME: 30-60 seconds to air dry depending on how thickly it is applied.

REMOVAL: Washes off easily with soap and water.

Helpful Hints



Dark eyeliner is necessary to apply under dark glitters (black, brown, red, etc). You will use less glitter, lessen the likelihood of flaking, and avoid having your eyelid show through. You will see incredible results with more sparkle and shine!



When using the Sugars, try to match an eye shadow before applying. Use more liquid and less glitter and apply a sparse layer quickly across the eyelid. This is an amazing look! Attention getters - Using this method, apply any of the glitters over lipstick.



If glitter is "balling up" or flaking, apply a small amount of Liquid Sugar to your brush and smooth out the liner.



Applying mascara after glitter application works best.

Body Shimmer

Simply brush or sprinkle glitter on after applying lotion or use the base for a more intense look. You can also stencil or paint on swirls, designs, etc.

BE CREATIVE!

Remember, all that glitters IS gold...and every other color in the rainbow!